

December 2025

Global Growth Portfolio



Is this right for you?

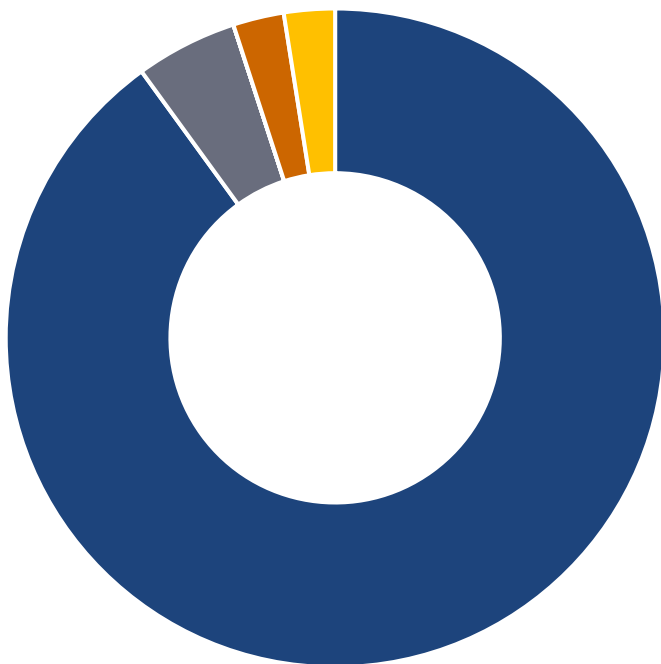
This portfolio would potentially be suitable for someone looking for the potential of long-term returns and provide high growth on top whilst being happy with high short to medium term volatility. The investor would need to accept the potential for high capital loss.

Investment Approach

The portfolio utilises a core-satellite approach investing 80-90% of the funds into low-cost passive funds with the remaining 10-20% in active investments for real estate and alternative positions.


Our approach to managing the passive element of the portfolio is to make asset allocation decisions dependent on the global economic outlook. Our investment mandate provides the flexibility to go 10% over/under the Global Growth asset allocation weightings we measure our performance against.

Asset Allocation



Developed world Equities	90%	Cash	2.5%
Emerging world Equities	5%	Alternative	2.5%

Portfolio rating

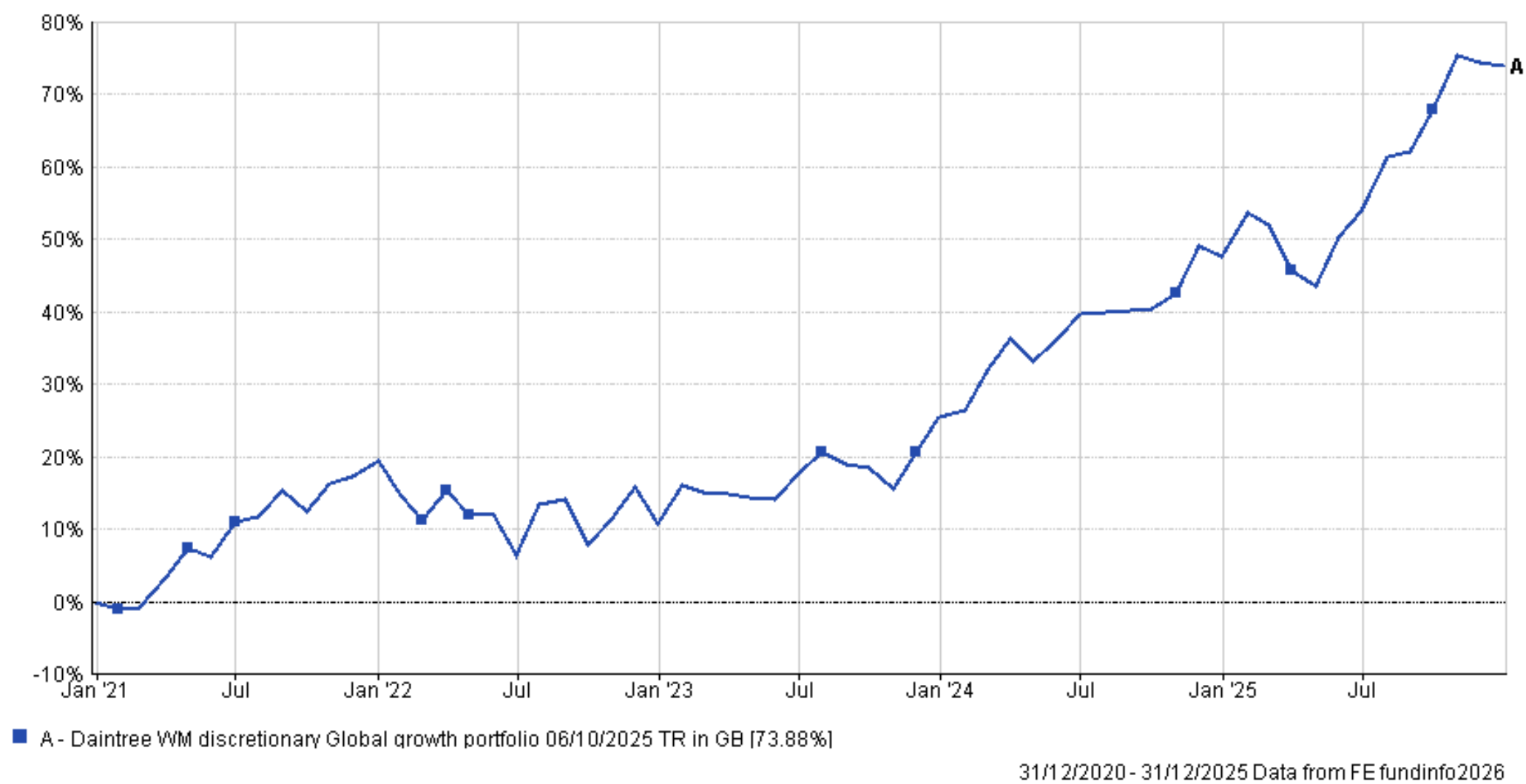


The risk rating of a portfolio is determined on the asset types it invests in.

Equities are typically higher risk yet typically provide a higher return. While bonds are typically lower risk though providing a lower return over the long term.

Please note: all asset allocations and returns provided in this document are valid as of 31st December 2025.

5Yr cumulative performance



Discrete performance

Time period	Portfolio Total returns
31/12/2024 – 31/12/2025	+17.74%
31/12/2023 – 31/12/2024	+17.76%
31/12/2022 – 31/12/2023	+13.27%
31/12/2021 – 31/12/2022	-7.34%
31/12/2020 – 31/12/2021	+19.49%

The returns in the above graph and table are simulated historical returns based on the Global Growth asset allocation and weighting.

The above graph shows the 5-year cumulative returns based on the Global Growth asset allocation and weighting from 31st December 2020 to 31st December 2025.

The above table provides discrete yearly performance in one-year blocks from the 31st December 2020.

This data is valid as of the 31st December 2025.

December 2025

Global Growth Portfolio



Asset Class	Security name	Weight (%)
International Equities	Vanguard developed world (ex-UK) ETF	20.00%
International Equities	iShares MSCI World ETF	19.00%
International Equities	Lyxor Core MSCI World ETF	19.00%
International Equities	iShares Emerging Markets Equity Index Fund (UK)	6.00%
International Equities	iShares VII plc Core S&P 500 UCITS ETF Acc	12.00%
International Equities	Vanguard LifeStrategy® 100% Equity Fund	11.00%
International Equities	iShares MSCI Europe ex-UK UCITS ETF	4.00%
International Equities	iShares Japan Equity Index Fund (UK)	2.00%
UK Equities	iShares MSCI UK UCITS ETF	2.00%
Alternatives	iShares Global Inflation-Linked Bond Index Fund (IE)	0.875%
Alternatives	Dimensional Global Short Dated Bond	0.875%
Alternatives	iShares MSCI World Multifactor ETF	0.75%
Cash	Cash	2.50%
Total		100.00%

The above table represents the target weight of our Global Growth portfolio as of 31st December 2025, the actual weight may vary between portfolios based on the actual performance of the holdings.

Costs and charges

In alignment with our values, we believe in being transparent and honest.

Below is an example of the monetary amount you pay based on a £400,000, >£400,000.00 investment.

Fee type	Portfolio £400,000 or less	Portfolio >£400,000
Fee type	Percentage amount (per annum)	Percentage amount (per annum)
Investment Management fee*	0.42%	0.35% + VAT*
Underlying funds fee**	0.26%**	0.26%**
Raymond James platform fee	0.3%	0.15% + £27 per trade
Raymond James account maintenance fee	N/A	£50 + VAT
Exit fee	0%	£0
Total	0.97%	(>£400,000 Portfolio) 0.84%***

* This assumes you utilise our financial planning services also. Should you wish to use an alternative financial planner the investment management fee would be 0.75% + VAT per annum.

** Subject to variation depending on investment performance.

*** This assumes 10 trades are placed on the portfolio per annum at £27 per trade.